



“Those who can imagine anything, can create the impossible.” - Alan Turing

Progression in Safety – Y6

Know how to be kind and show respect to others online while respecting boundaries (Y6 1,2,3,4) know how to manage online information (Y6 5,6,7,8) Know how anyone can develop a positive online reputation; Know how to capture bullying content as evidence (Y6 9,10,11,12)

Progression in Creation – Y6

Select, manipulate, edit and create digital media from a wide range of sources to create a representation of a concept or data set.

Progression in Coding – Y6

Combine algorithms to complete more complex tasks.



Vocabulary – Y6

Boundaries, sexting, profile, screen-shot, anonymity, co-ordinates, tab, launch command, base 2, base 10, bit, digit, integer, switch, network, router, blog, approval, post, archive, commenting

CREATION:
Blogging (6.4) Quizzing (6.7)
SAFETY: PE Y6 Online Reputation & Online Bullying

CREATION:
 Text adventures (6.5), Networks
SAFETY: PE Y6 Managing Online Information & Copyright & Ownership

CODING:
 2Code (6.1), Binary (6.8)
SAFETY: PE Y6 Online Relationships & PE Y6 Privacy and Security



Progression in Safety – Y5

Know how that there are some people I communicate with online who may want to do me or other harm; (Y5 1,2,3,4) know how to manage information online; Know then content is permitted to be reused (Y5 5,6,7,8) Know how to search for information online (Y5 9,10,11)

Progression in Creation – Y5

Select, manipulate, edit and create digital media from a wide range of sources to create a representation of a concept or data set.

Progression in Coding – Y5

Combine algorithms to complete more complex tasks.

Vocabulary – Y5

Permissions, sharing, blog/ vlog, abstraction, decomposition, function, word processor, hyperlink, copyright, captions. Creative commands, font, spreadsheet, cell, formula, screenshot



CODING: 2Code (5.1)
SAFETY: PE Y5 Online Relationships & PE Y5 Privacy and Security

CREATION:
 Word processing (5.8)
SAFETY: PE Y5 Managing Online Information & Copyright & Ownership

CREATION:
 Spreadsheets (Crash Course) Game creator (5.5)
SAFETY: PE Y5 Online Reputation & Online Bullying



Progression in Safety – Y4

Know how others online can pretend to be someone else; Know how to keep a healthy and balanced lifestyle with technology (Y4 1,2,3,4) Know how to be respectful to others online; Know how to keep personal information private (Y4 5,6,7,8) Know how to manage online information (Y4 9,10,11,12)

Progression in Creation – Y4

Select and create digital media from pre-selected sources (by the teacher) to create a representation of a concept or data set

Progression in Coding – Y4

Combine algorithms to complete more complex tasks.

Vocabulary – Y4

Search engine, reliable, credible, scams, consent, online reputation, code block, nest, prompt, frame, stop motion, internet, key words, search engine, field, database report

CREATION: Making Music (4.8), Databases (5.4)
SAFETY: PE Y4 Managing Online Information & PE Y4 Online Bullying

CREATION: Animations (4.6) Effective searching (4.7)
SAFETY: PE Y4 Online Relationships & PE Y4 Privacy and Security

CODING: 2Code (4.1)
SAFETY: PE Y4 Self-Image and Identity & Y4 Health, Wellbeing and Lifestyle



Progression in Safety – Y3

Know how people can represent themselves differently online; Know how spending too much time using technology can have a negative impact (Y3 1,2,3,4,5) Know the importance of gaining permission before sharing online (Y3 6,7,8,9) Know how to manage online information (Y3 10,11,12,13)

Progression in Creation – Y3

Select and create digital media from pre-selected sources (by the teacher) to create a representation of a concept or data set

Progression in Coding – Y3

Combine algorithms to complete more complex tasks.

Vocabulary – Y3

Personal information, privacy, report, passwords, repeat, block, alert, button, click event, collision detection event, test, animation, slideshow, database, graph



CODING: 2Code (3.1)
SAFETY: PE Y3 Self-image and Identity & PE Y3 Health wellbeing and lifestyle

CREATION: Presenting with MS PPT (3.4)
SAFETY: PE Y3 Online Relationships & Y3 Privacy and Security

CREATION:
 Branching Databases (3.6) Graphing (3.8)
SAFETY: PE Y3 Managing Information Online & PE Y3 Online Bullying



Progression in Safety – Y2

Ask adults before sharing information about themselves online; I can explain how other people may look and act differently online and offline (Y2 1,2) Know that people sometimes behave differently online (Y2 3,4) Understand the interconnected nature of the internet and how sharing information can be a good thing, but must be done so with boundaries to keep us safe (Y2 5,6)

Progression in Creation – Y2

Combine media from multiple sources (within the classroom) to create a new piece of work digitally

Progression in Coding – Y2

Compose a simple set of instructions to complete a set task/purpose (algorithm). Understand when these instructions need to be altered or changed (debug).

Vocabulary – Y2

Appropriate/inappropriate, cyber-bullying, identity, content, action, command, input, execute, keyboard, keys, mouse, output, run

CODING: 2Code (2.1)
SAFETY: Digiduck – famous Friends/Saves the Day

CREATION: Animating stories (1.6)
SAFETY: Project Evolve – Privacy & Security; Smartie the Penguin Y2B

CODING: 2code (1.7)
SAFETY: Smartie the Penguin Y2A & Digiduck’s Big Decision

Progression in Safety – Y1

Know that people sometimes behave differently online (Y1 1, 2) Understand the interconnected nature of the internet and how sharing information can be a good thing, but must be done so with boundaries to keep us safe (Y1 3) Ask adults before sharing information about themselves online (Y1 4,5)

Progression in Creation – Y1

Combine media from multiple sources (within the classroom) to create a new piece of work digitally

Progression in Coding – Y1

Compose a simple set of instructions to complete a set task/purpose (algorithm). Understand when these instructions need to be altered or changed (debug).

Vocabulary – Y1

Online, offline, website, private, program, instructions, debugging, code, Algorithm, log in/ out, tools, save, file, run



CODING: Lego Builders (1.4)
SAFETY: Smartie The Penguin Y1 A

CREATION: Creating pictures (2.6)
SAFETY: Project Evolve Online Relationships

CODING: Maze Explorers (1.5)
SAFETY: Digiduck and the Magic Castle & Smartie the Penguin Y1 B



Progression in Safety – YR

Use online activities with the support and permission of adults.

Progression in Creation – YR

Select and use technological devices to capture images, sounds and mark making.

Progression in Coding – YR





Understand that technology plays a role in our lives. Understand cause and effect

Vocabulary – YR

Consent, Internet, app, screen, video, equipment, technology, buttons, instruction



Computing is taught through Continuous Provision using Purple Mash apps and everyday classroom technology. SAFETY is taught discretely in every term through Smartie the Penguin, Project Evolve and Detective Digiduck.




Online Safety:

This is taught throughout the year as discrete lessons and during Internet Safety Week (Spring term).

EYFS/ KS1

Digiduck@



Smartie the Penguin

IS FOR SAFE
 Never give out personal information to strangers on the internet. Personal information includes things like your home address and your birthday.

IS FOR NEVER MEET
 Never ever meet up with a stranger you have met online unless a parent or guardian has said it is ok and is present. Never, never, never, never.

IS FOR ACCEPTING
 Don't open emails from people you don't know, they could contain viruses. If you get a strange email from a friend and you think they might have a virus make sure you let them know!

IS FOR RELIABLE
 Don't believe everything you read online, check your facts! Did you read it on a reliable website like the BBC? Are other websites saying the same thing? Does it tell you where they got the information from?

IS FOR TELL
 If you have an online safety problem, make sure you tell someone. Tell a parent, guardian, or teacher as soon you can.

KS2

PROJECT EVOLVE

Self-Image and Identity

Managing Online Information

Online Relationships

Health, Well-being and Lifestyle

Online Reputation

Privacy and Security

Online Bullying

Copyright and Ownership