











# Long



<p><b>1</b> Teach</p>	<p> Use a <u>sign</u> or <u>gesture</u> for <b>long</b>.</p> <p> Look at the <u>symbol</u> together.</p> <p> <u>Say</u> the word <b>long</b> to your partner.</p> <p> <u>Sing</u> a Word Aware song including the word <b>long</b>.</p>
<p><b>2</b> Teach</p> 	<p><b>Equipment: Concept Cat toy, a ball, a small spade (must not have a long handle), a long stick, and a long piece of string.</b></p> <p>Concept Cat is a clever, clever cat. He looks here, he looks there, learning as he goes and, when he comes home, he tells us a story. Concept Cat is a clever, clever cat. This story is all about <b>long</b>. Listen out for the word <b>long</b>.</p> <p>At home one day, Concept Cat was helping Mum in the garden. She said, 'Please go and find something <b>long</b>. I need a <b>long</b> thing.' Concept Cat nodded but he did not know what <b>long</b> meant. So he set off to find out all about <b>long</b>.</p> <p>First, Concept Cat found a ball. Maybe that was <b>long</b>. He showed it to Mum. 'No,' she said, 'I need something <b>long</b>. The ball is <u>not long</u>.' Concept Cat went off again and found a spade. He showed it to Mum. 'No,' she said, 'I need something <b>long</b>. That spade is <u>not long</u>.' Next, Concept Cat found a stick. He showed it to Mum. 'Yes,' she said, 'that stick is <b>long</b>. This string is <b>long</b> too.'</p> <p>The ball was <u>not long</u>. The spade was <u>not long</u>. The stick was <b>long</b>.</p> <p>Concept Cat, what a clever, clever cat. He knows all about <b>long</b>.</p>
<p><b>3</b> Teach</p>	<p>A Talk about who has <b>long</b> hair and who does <u>not</u> have <b>long</b> hair.</p> <p>B Peg one <b>long</b> paper or ribbon and one <u>not long</u> item to the clothes line. The children take turns selecting strips of paper and ribbon and match them to either <b>long</b> or <u>not long</u>.</p>
<p><b>4</b> Activate</p>	<p>Build toy train tracks of varying length. Take turns to talk about the tracks being either <b>long</b> or <u>not long</u>.</p>
<p><b>5</b> Review</p>	<p> <b>Activity:</b> talk about what <b>long</b> things you can play with or make, eg train tracks, threading beads, paper, snakes.</p> <p> <b>Word Bag:</b> put a <b>long</b> and a <u>not long</u> piece of string in the bag. Talk about them when you take them out of the bag.</p> <p> <b>Concept book:</b> see page 76 for details.</p> <p> <b>Family:</b> have jumping competitions. Who can do a very <b>long</b> jump? Or ask children to bring in anything <b>long</b> from home.</p>