











# Short



<p><b>1</b> Teach</p>	<p> Use a <u>sign</u> or <u>gesture</u> for <b>short</b>.</p> <p> Look at the <u>symbol</u> together.</p> <p> <u>Say</u> the word <b>short</b> to your partner.</p> <p> <u>Sing</u> a Word Aware song including the word <b>short</b>.</p>
<p><b>2</b> Teach</p> 	<p><b>Equipment: Concept Cat toy, a short and a long pencil, a short and a long ruler.</b></p> <p>Concept Cat is a clever, clever cat. He looks here, he looks there, learning as he goes and, when he comes home, he tells us a story. Concept Cat is a clever, clever cat. This story is all about <b>short</b>. Listen out for the word <b>short</b>.</p> <p>Concept Cat likes <b>short</b> things. He wants to find some <b>short</b> things for his collection. 'I know. I will look for some <b>short</b> pencils.' Concept Cat finds a pencil. 'Oh no! That pencil is <u>not</u> <b>short</b>. I will look for some more.' Concept Cat finds another pencil. 'Oh great. This pencil is <b>short</b>. It will go with my <b>short</b> things.'</p> <p>Concept Cat goes looking for a <b>short</b> ruler. He finds a ruler but it is <u>not</u> <b>short</b>. Then he finds another one. This ruler is <b>short</b>. 'Great, this <b>short</b> ruler will go with my <b>short</b> things.'</p> <p>Concept Cat now needs to look for some friends who have <b>short</b> hair to help hold the <b>short</b> things. (Pick two children with <b>short</b> hair.) 'Great, you have <b>short</b> hair. You can help me hold the <b>short</b> things. Here is a <b>short</b> pencil and here is a <b>short</b> ruler.'</p> <p>Concept Cat, what a clever, clever cat. He knows all about <b>short</b>.</p>
<p><b>3</b> Teach</p>	<p>Cut various lengths of paper strips. Compare them and identify which ones are <b>short</b>.</p>
<p><b>4</b> Activate</p>	<p>A Collect <b>short</b> pencils and crayons and compare them with others which are <u>not</u> <b>short</b>.</p> <p>B In craft activities, cut out paper streamers of various lengths, including <b>short</b> ones.</p>
<p><b>5</b> Review</p>	<p> <b>Activity:</b> line up streamers or pieces of string and identify which are <b>short</b> and <u>not</u> <b>short</b>.</p> <p> <b>Word Bag:</b> put two play people in the bag, one of which is <b>short</b>. Talk about which one is <b>short</b>.</p> <p> <b>Concept book:</b> see page 76 for details.</p> <p> <b>Family:</b> sharpen some pencils and talk about which ones are <b>short</b> and <u>not</u> <b>short</b>.</p>