










Next to



<p>1 Teach</p>	<p> Use a <u>sign</u> or <u>gesture</u> for next to.</p> <p> Look at the <u>symbol</u> together.</p> <p> <u>Say</u> the words next to to your partner.</p> <p> <u>Sing</u> a Word Aware song including the words next to.</p>
<p>2 Teach</p> 	<p>Equipment: Concept Cat toy, a hat and a pair of sunglasses.</p> <p>Concept Cat is a clever, clever cat. He looks here, he looks there, learning as he goes and, when he comes home, he tells us a story. Concept Cat is a clever, clever cat. This story is all about next to. Listen out for the words next to.</p> <p>(Ask one child to come to the front. Place the hat next to the child.)</p> <p>Concept Cat wants to find his hat and sunglasses. He can't find them anywhere! Concept Cat asks, 'Where is my hat, Mrs Brown?' Mrs Brown tells him, 'It's next to Lily.' Concept Cat does <u>not</u> look next to Lily. Mrs Brown says, 'Look next to Lily.' Concept Cat does not look next to Lily. Mrs Brown says again, 'Look next to Lily.' Then Concept Cat sees his hat. It is next to Lily!</p> <p>(Place the sunglasses next to a chair.)</p> <p>Concept Cat is looking for his sunglasses. He remembers that Mrs Brown said they were next to the chair. He looks here but that is <u>not</u> next to the chair. He looks there but that is <u>not</u> next to the chair. Then he looks next to the chair. He finds his sunglasses. The sunglasses were next to the chair.</p> <p>Concept Cat, what a clever, clever cat. He knows all about next to.</p>
<p>3 Teach</p>	<p>Ask the children to look at who they are sitting next to. Then move them around and see who they are next to now.</p>
<p>4 Activate</p>	<p>A At the start of any small group activity, talk about who the children are sitting next to.</p> <p>B When playing with building bricks, position them next to each other.</p>
<p>5 Review</p>	<p> Activity: talk about what is next to the children's beds at home.</p> <p> Word Bag: put a toy bed and a play person in the bag. Place the person next to the bed.</p> <p> Concept book: see page 76 for details.</p> <p> Family: play the 'next to' game. When you are out and about, see if you can spot any two things together. For example, Say 'I can see a man next to a dog.'</p>