











Note: avoid using **taller** and **tallest** until the concept of **tall** is secure. See pages 167 and 163 for **taller** and **tallest**.

Tall



<p>1 Teach</p>	 Use a <u>sign</u> or <u>gesture</u> for tall .  Look at the <u>symbol</u> together.  <u>Say</u> the word tall to your partner.  <u>Sing</u> a Word Aware song including the word tall .
<p>2 Teach</p> 	<p>Equipment: Concept Cat toy, a small box, a tall cupboard (or a tall box representing the cupboard), a toy frog, lamb and giraffe.</p> <p>Concept Cat is a clever, clever cat. He looks here, he looks there, learning as he goes and, when he comes home, he tells us a story. Concept Cat is a clever, clever cat. This story is all about tall. Listen out for the word tall.</p> <p>One day, Concept Cat is at home. He wants to get a box which is on top of the tall cupboard. He tries to reach but he is <u>not tall</u>. His friend Frog comes over. He tries to reach but Frog is <u>not tall</u>. His friend Lamb comes over but she cannot reach because she is <u>not tall</u>. Then Giraffe comes over. She can reach because she is tall.</p> <p>Concept Cat is <u>not tall</u>. Frog is <u>not tall</u>. Lamb is <u>not tall</u>. Giraffe is tall.</p> <p>Concept Cat, what a clever, clever cat. He knows all about tall.</p>
<p>3 Teach</p>	<p>A Measure the children against the wall to see how tall they are.</p> <p>B Give a few building bricks to two children and lots to one child. Ask the children to make towers. Compare the towers and identify which one is tall.</p>
<p>4 Activate</p>	<p>A Walk on stilts to become tall.</p> <p>B Make a play den with a low door to keep out tall people (adults).</p> <p>C Make tall trees or sunflowers out of paper.</p>
<p>5 Review</p>	 Activity: line up the children and talk about who is tall .  Word Bag: put a ruler and a doll in the bag. Use it to measure something that is tall .  Concept book: see page 76 for details.  Family: stand on tiptoes and chairs to see who can be tall . Line up the family in order of height and see who is tall .