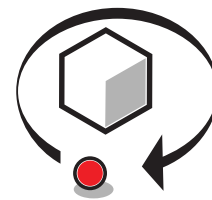











# Around



<p><b>1</b> Teach</p>	<p> Use a <u>sign</u> or <u>gesture</u> for <b>around</b>.</p> <p> Look at the <u>symbol</u> together.</p> <p> <u>Say</u> the word <b>around</b> to your partner.</p> <p> <u>Sing</u> a Word Aware song including the word <b>around</b>.</p>
<p><b>2</b> Teach</p> 	<p><b>Equipment: Concept Cat toy and a toy table and chair.</b></p> <p>Concept Cat is a clever, clever cat. He looks here, he looks there, learning as he goes and, when he comes home, he tells us a story. Concept Cat is a clever, clever cat. This story is all about <b>around</b>. Listen out for the word <b>around</b>.</p> <p>Concept Cat is in the house. He wants to go outside to play but the furniture is in the way. (Concept Cat climbs on the table.) Dad tells him, 'Go <b>around</b> the table.' (Concept Cat crawls under the table.) Dad grumbles, 'That is <u>not</u> <b>around</b>. Go <b>around</b> the table.' Concept Cat goes <b>around</b> the table.</p> <p>Then he comes to the chair. Dad stops him and reminds Concept Cat, 'You need to go <b>around</b> the chair.' Concept Cat goes <b>around</b> the chair. He can even go <b>around</b> again and <b>around</b> the other way.</p> <p>Concept Cat, what a clever, clever cat. He knows all about <b>around</b>.</p>
<p><b>3</b> Teach</p>	<p>Line up the children by an item of furniture or a box. Instruct each one to go <b>around</b> the object, miming the action as you go. Then instruct some children to go <b>around</b> the furniture for a second time.</p>
<p><b>4</b> Activate</p>	<p>A In the bike-riding area, place some obstacles that children need to go <b>around</b>.</p> <p>B Go for a walk and, when you come to any obstacles, talk about going <b>around</b> them.</p>
<p><b>5</b> Review</p>	<p> <b>Activity:</b> talk about how you move <b>around</b> the classroom using the word <b>around</b>.</p> <p> <b>Word Bag:</b> put a tree and a toy person in the bag. Act out the person going <b>around</b>. Say, 'Look the person is going ...'</p> <p> <b>Concept book:</b> see page 76 for details.</p> <p> <b>Family:</b> at home, talk about sitting <b>around</b> the table or walking <b>around</b> brother or sisters who are playing.</p>