










# New



<p><b>1</b> Teach</p>	<p> Use a <u>sign</u> or <u>gesture</u> for <b>new</b>.</p> <p> Look at the <u>symbol</u> together.</p> <p> <u>Say</u> the word <b>new</b> to your partner.</p> <p> <u>Sing</u> a Word Aware song including the word <b>new</b>.</p>
<p><b>2</b> Teach</p> 	<p><b>Equipment: Concept Cat toy, two pairs of shoes (one new and one old).</b></p> <p>Concept Cat is a clever, clever cat. He looks here, he looks there, learning as he goes and, when he comes home, he tells us a story. Concept Cat is a clever, clever cat. This story is all about <b>new</b>. Listen out for the word <b>new</b>.</p> <p>One day, Concept Cat went to the shop with his Dad and bought <b>new</b> shoes. The <b>new</b> shoes were in a box. The <b>new</b> shoes were clean. The <b>new</b> shoes did not have holes in them. The shop assistant said, 'Do you want to put on the <b>new</b> shoes?' Concept Cat did not want to. He liked his shoes that were <u>not</u> <b>new</b>.</p> <p>At home, Concept Cat looked at the <b>new</b> shoes. The <b>new</b> shoes looked great. He tried on the <b>new</b> shoes. The <b>new</b> shoes felt great too. He said goodbye to his <u>not</u> <b>new</b> shoes and kept his <b>new</b> shoes on.</p> <p>Concept Cat, what a clever, clever cat. He knows all about <b>new</b>.</p>
<p><b>3</b> Teach</p>	<p>A Present two similar items, one <b>new</b> and one <u>not</u> <b>new</b>. Talk about them.</p> <p>B Talk about a time when the children got something <b>new</b>.</p>
<p><b>4</b> Activate</p>	<p>A If you get a <b>new</b> piece of equipment, have an unveiling and talk about it being <b>new</b>. Compare it with any equipment it is replacing. This could be as simple as <b>new</b> pencils.</p> <p>B Change displays in the classroom, taking down the one that is <u>not</u> <b>new</b> and replacing it with one that is <b>new</b>.</p>
<p><b>5</b> Review</p>	<p> <b>Activity:</b> collect several items, some of which are <b>new</b> and some <u>not</u> <b>new</b>. Talk about them, using the word <b>new</b>.</p> <p> <b>Word Bag:</b> place two items in the bag, one that is <b>new</b> and one that is <u>not</u> <b>new</b>.</p> <p> <b>Concept book:</b> see page 76 for details.</p> <p> <b>Family:</b> look at your child's book or toys together. Which ones look <b>new</b> and which ones do <u>not</u> look <b>new</b>?</p>