
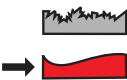









Smooth



<p>1 Teach</p>	<p> Use a <u>sign</u> or <u>gesture</u> for smooth.</p> <p> Look at the <u>symbol</u> together.</p> <p> <u>Say</u> the word smooth to your partner.</p> <p> <u>Sing</u> a Word Aware song including the word smooth.</p>
<p>2 Teach</p> 	<p>Equipment: Concept Cat toy, a girl toy ('Alanna'), a toy slide, a rough stone, doll's clothes, a toy wash basin and a mirror.</p> <p>Concept Cat is a clever, clever cat. He looks here, he looks there, learning as he goes and, when he comes home, he tells us a story. Concept Cat is a clever, clever cat. This story is all about smooth. Listen out for the word smooth.</p> <p>One day, Concept Cat's sister, Alanna, wanted to collect smooth things. The problem was that Concept Cat did not know what smooth meant. Alanna said, 'You have to touch them with your hands.'</p> <p>First, Concept Cat found a stone and touched it. Alanna said, 'This stone is <u>not smooth</u>.'</p> <p>Next, Concept Cat found some doll's clothes. He touched them to see if they were smooth. Alanna said, 'No, they are <u>not smooth</u>.' Then he went into the playground and sat on the slide. He touched the slide. Alanna said, 'Yes, it is smooth.' He went down the slide. It was smooth. Concept Cat knew some other things that are smooth. He went to the bathroom. The wash basin was smooth and the mirror was smooth too.</p> <p>The stone was <u>not smooth</u>. The doll's clothes were <u>not smooth</u>. The slide was smooth. The wash basin was smooth. The mirror was smooth. To learn about smooth, you need to touch things with your hands.</p> <p>Concept Cat, what a clever, clever cat. He knows all about smooth.</p>
<p>3 Teach</p>	<p>Pass round various objects and touch them to see whether they are smooth.</p>
<p>4 Activate</p>	<p>A Go on a treasure hunt around the setting, looking for things that are smooth.</p> <p>B Go down the playground slide and feel that it is smooth.</p>
<p>5 Review</p>	<p> Activity: talk about whether an apple or a pineapple is smooth.</p> <p> Word Bag: put a smooth stone in the bag.</p> <p> Concept book: see page 76 for details.</p> <p> Family: look around the house for as many smooth things as you can find.</p>