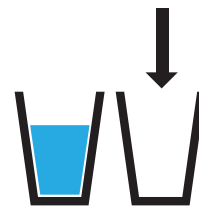











# Empty



<p><b>1</b> Teach</p>	<p> Use a <u>sign</u> or <u>gesture</u> for <b>empty</b>.</p> <p> Look at the <u>symbol</u> together.</p> <p> <u>Say</u> the word <b>empty</b> to your partner.</p> <p> <u>Sing</u> a Word Aware song including the word <b>empty</b>.</p>
<p><b>2</b> Teach</p> 	<p><b>Equipment: Concept Cat toy, an empty cereal box, an empty biscuit tin and a full fruit bowl.</b></p> <p>Concept Cat is a clever, clever cat. He looks here, he looks there, learning as he goes and, when he comes home, he tells us a story. Concept Cat is a clever, clever cat. This story is all about <b>empty</b>. Listen out for the word <b>empty</b>.</p> <p>Concept Cat is hungry. He really wants something to eat. He goes into the kitchen and finds a box of cereal. He looks inside. Oh no! It is <b>empty</b>. No cereal! He looks for a biscuit. He opens the biscuit tin. Oh no, it is <b>empty</b>! No biscuits! He looks in the fruit bowl. Oh wonderful, it's <u>not empty</u>. There is fruit to eat!</p> <p>The cereal packet was <b>empty</b>. The biscuit tin was <b>empty</b>. The fruit bowl was <u>not empty</u>.</p> <p>Concept Cat, what a clever, clever cat. He knows all about <b>empty</b>.</p>
<p><b>3</b> Teach</p>	<p>A Give out boxes to a few children, some with an object in them and some <b>empty</b>. Talk about which ones are <b>empty</b> and <u>not empty</u>.</p> <p>B Give a few children an <b>empty</b> cup. Add water to them all. Now they are <u>not empty</u>. The children drink the water and now the cups are <b>empty</b> again.</p>
<p><b>4</b> Activate</p>	<p>A Place the symbol for <b>empty</b> next to the sand or water tray. Encourage all staff members to use <b>empty</b> and <u>not empty</u> while children play.</p> <p>B At snack time also talk about cups being <b>empty</b> and <u>not empty</u>.</p>
<p><b>5</b> Review</p>	<p> <b>Activity:</b> present a range of containers and discuss which ones are <b>empty</b>.</p> <p> <b>Word Bag:</b> have two small transparent bags; one that has something in and one that does not. Talk about which one is <b>empty</b>.</p> <p> <b>Concept book:</b> see page 76 for details.</p> <p> <b>Family:</b> find things that are <b>empty</b> and <u>not empty</u> at home.</p>