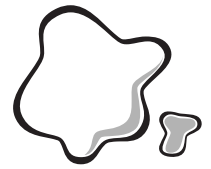











Note: children need to confidently understand and use **all** and **lots**, before being introduced to **a bit**.

A bit



<p>1 Teach</p>	 Use a <u>sign</u> or <u>gesture</u> for a bit .  Look at the <u>symbol</u> together.  <u>Say</u> the word a bit to your partner.  <u>Sing</u> a Word Aware song including the word a bit .
<p>2 Teach</p> 	<p>Equipment: Concept Cat toy, two dolls ('Tom' and 'Katie'), a pretend sandwich, two glasses of water and something to tip the water into.</p> <p>Concept Cat is a clever, clever cat. He looks here, he looks there, learning as he goes and, when he comes home, he tells us a story. Concept Cat is a clever, clever cat. This story is all about a bit. Listen out for the words a bit.</p> <p>Concept Cat: 'Tom, can I have a bit of your sandwich?'</p> <p>Tom: 'Yes, you can have a bit.' (Concept Cat eats the entire sandwich.) 'Oh no! I said that you could have a bit of my sandwich!'</p> <p>Concept Cat: 'I am thirsty! Oh look, Katie has a drink of water. Katie can I have a bit of your water?'</p> <p>Katie: 'Yes, you can have a bit.' (Concept Cat drinks all of the water, mimed by tipping it away.) 'Oh no! I said that you could have a bit of my water! I know, I will get some more water and we can share but this time you can only have a bit of water.' (Katie gets another glass of water.)</p> <p>Concept Cat: 'I will only take a bit this time.' (Adult sips a little water.)</p> <p>Concept Cat: 'Here, there is some for you because I only took a bit.'</p> <p>Concept Cat, what a clever, clever cat. He knows all about a bit.</p>
<p>3 Teach</p>	<p>Share a biscuit or cake with everyone taking a bit. Give a whole one to an adult. Have they got a bit? 'No, you can only have a bit!' Take it back and make sure the adult has a bit.</p>
<p>4 Activate</p>	<p>A At snack time, have the symbol for a bit on the table and talk about a bit of juice or a bit of apple.</p> <p>B At tidying up time, ask the children to pick up a bit of paper.</p>
<p>5 Review</p>	 Activity: using play dough, ask the children to take a bit .  Word Bag: put a broken cracker in a plastic bag. Talk about a bit .  Concept book: see page 76 for details.  Family: share food at home, where each person gets a bit .