










Longer



<p>1 Teach</p>	<p> Use a <u>sign</u> or <u>gesture</u> for longer.</p> <p> Look at the <u>symbol</u> together.</p> <p> <u>Say</u> the word longer to your partner.</p> <p> <u>Sing</u> a Word Aware song including the word longer.</p>
<p>2 Teach</p> 	<p>Equipment: Concept Cat toy, clothes to hang up and five pieces of string of various lengths (two should be long enough to make into a washing line).</p> <p>Concept Cat is a clever, clever cat. He looks here, he looks there, learning as he goes and, when he comes home, he tells us a story. Concept Cat is a clever, clever cat. This story is all about longer. Listen out for the word longer.</p> <p>One day, Concept Cat has some washing to dry. He needs some string to make a washing line. He finds some string but he needs something longer. He finds another piece of string but that is <u>not longer</u>. And the next piece of string is <u>not longer</u>. He goes looking again and finds string that is longer and another piece that is even longer. Now he can tie up his washing line.</p> <p>This string needed to be longer. This piece was <u>not longer</u>. This one was <u>not longer</u>. This one was longer and this one was even longer.</p> <p>Concept Cat, what a clever, clever cat. He knows all about longer.</p>
<p>3 Teach</p>	<p>A Give pieces of string to pairs of children. Talk about whose string is longer and whose is <u>not longer</u>.</p> <p>B Talk about whose hair is longer than the teacher's hair.</p>
<p>4 Activate</p>	<p>A Cut tape into various lengths and talk about longer and <u>not longer</u>.</p> <p>B Hang up streamers of various lengths. Ensure that one is a different colour and of intermediate length. Talk about which ones are longer and <u>not longer</u> than the middle-sized streamer.</p>
<p>5 Review</p>	<p> Activity: make a string of beads. Let the children help to make it longer.</p> <p> Word Bag: put a piece of elastic in the bag. Stretch it so that it is longer.</p> <p> Concept book: see page 76 for details.</p> <p> Family: give everyone an elastic band each so they can talk about making it longer.</p>