










Fat



<p>1 Teach</p>	<p> Use a <u>sign</u> or <u>gesture</u> for fat.</p> <p> Look at the <u>symbol</u> together.</p> <p> <u>Say</u> the word fat to your partner.</p> <p> <u>Sing</u> a Word Aware song including the word fat.</p>
<p>2 Teach</p> 	<p>Equipment: Concept Cat toy, a boy doll ('Harry'), several fat toy animals (eg a pig, hippopotamus or seal) and several which are not fat (eg a zebra and a monkey).</p> <p>Concept Cat is a clever, clever cat. He looks here, he looks there, learning as he goes and, when he comes home, he tells us a story. Concept Cat is a clever, clever cat. This story is all about fat. Listen out for the word fat.</p> <p>One day, Concept Cat was playing with his friend Harry. His friend asked for a fat animal but Concept Cat did not know what fat meant. He gave Harry a zebra, but Harry said that was <u>not fat</u>. He gave Harry a monkey, but he said that was <u>not fat</u>. Concept Cat found a hippo. He gave that to Harry. His friend said the hippo was fat. Then Concept Cat found a pig. The pig was fat. Seals are also fat.</p> <p>The zebra was <u>not fat</u>. The monkey was <u>not fat</u>. The hippo was fat and the pig was fat too. Seals are also fat.</p> <p>Concept Cat, what a clever, clever cat. He knows all about fat.</p>
<p>3 Teach</p>	<p>A Instruct the children to place their hands on their stomach. Then expand their belly so that they are 'fat' and then <u>not fat</u> again.</p> <p>B Fill a sock or stocking with pieces of fabric until it is fat. Take the fabric out and repeat the activity.</p>
<p>4 Activate</p>	<p>A Sort pictures of animals into fat and <u>not fat</u>.</p> <p>B Look at pictures in books and find characters who are fat.</p>
<p>5 Review</p>	<p> Activity: make a 'lucky dip' bag filled with toy animals that are fat or <u>not fat</u>. Encourage the children to take turns and select a toy and label it as fat or <u>not fat</u>.</p> <p> Word Bag: put a picture of a pig, or a soft toy, in the bag. Talk about the pig being fat.</p> <p> Concept book: see page 76 for details.</p> <p> Family: talk about animals that are fat and <u>not fat</u>.</p>