











Forwards



<p>1 Teach</p>	<p> Use a <u>sign</u> or <u>gesture</u> for forwards.</p> <p> Look at the <u>symbol</u> together.</p> <p> <u>Say</u> the word forwards to your partner.</p> <p> <u>Sing</u> a Word Aware song including the word forwards.</p>
<p>2 Teach</p> 	<p>Equipment: Concept Cat toy and several other soft toys.</p> <p>Concept Cat is a clever, clever cat. He looks here, he looks there, learning as he goes and, when he comes home, he tells us a story. Concept Cat is a clever, clever cat. This story is all about forwards. Listen out for the word forwards.</p> <p>One day, Concept Cat was going on a school trip. He was excited. While he waited on the carpet, Concept Cat did <u>not</u> look forwards. In the line to get on the bus, Concept Cat did <u>not</u> look forwards. On the bus, Concept Cat did <u>not</u> look forwards. Then the teacher told Concept Cat to go down the bus steps forwards. Concept Cat walked forwards down the steps.</p> <p>When he waited on the carpet, Concept Cat did <u>not</u> look forwards. In the line to get on the bus, Concept Cat did <u>not</u> look forwards. On the bus, Concept Cat did <u>not</u> look forwards. When he walked down the steps, he went forwards.</p> <p>Concept Cat, what a clever, clever cat. He knows all about forwards.</p>
<p>3 Teach</p>	<p>A Form a conga line, adding one child at a time. Each time a child is added, talk about how they will move forwards.</p> <p>B Arrange chairs like on a bus. Everyone pretends to be on the bus. The bus moves forwards and the people all face forwards.</p>
<p>4 Activate</p>	<p>A In the playground, draw a chalk line for the children to follow, moving forwards as they do so.</p> <p>B March around the playground with one child being the 'sergeant major', telling the others to move forwards.</p> <p>C Play with toy trains, moving them forwards and <u>not</u> forwards.</p>
<p>5 Review</p>	<p> Activity: walk in different directions and ask the children to say when you are moving forwards.</p> <p> Word Bag: put a toy slide and person in the bag. Talk about the safest way to go down a slide, which is facing forwards.</p> <p> Concept book: see page 76 for details.</p> <p> Family: in a safe space, walk in different directions – forwards and <u>not</u> forwards.</p>